

All G Class Loco Diagrams 1

chassis construction

Grosvenor has a dedicated chassis fret and body fret whereas Abergavenny and the normal G class share the same frets

Abergavenny:-

1. Wooden brakes
2. Slight difference in wheelbase
3. Original balance wheels retained
4. Boiler Clacks on side of barrel
5. Optional wingplates - parallel or curved sides

G class:-

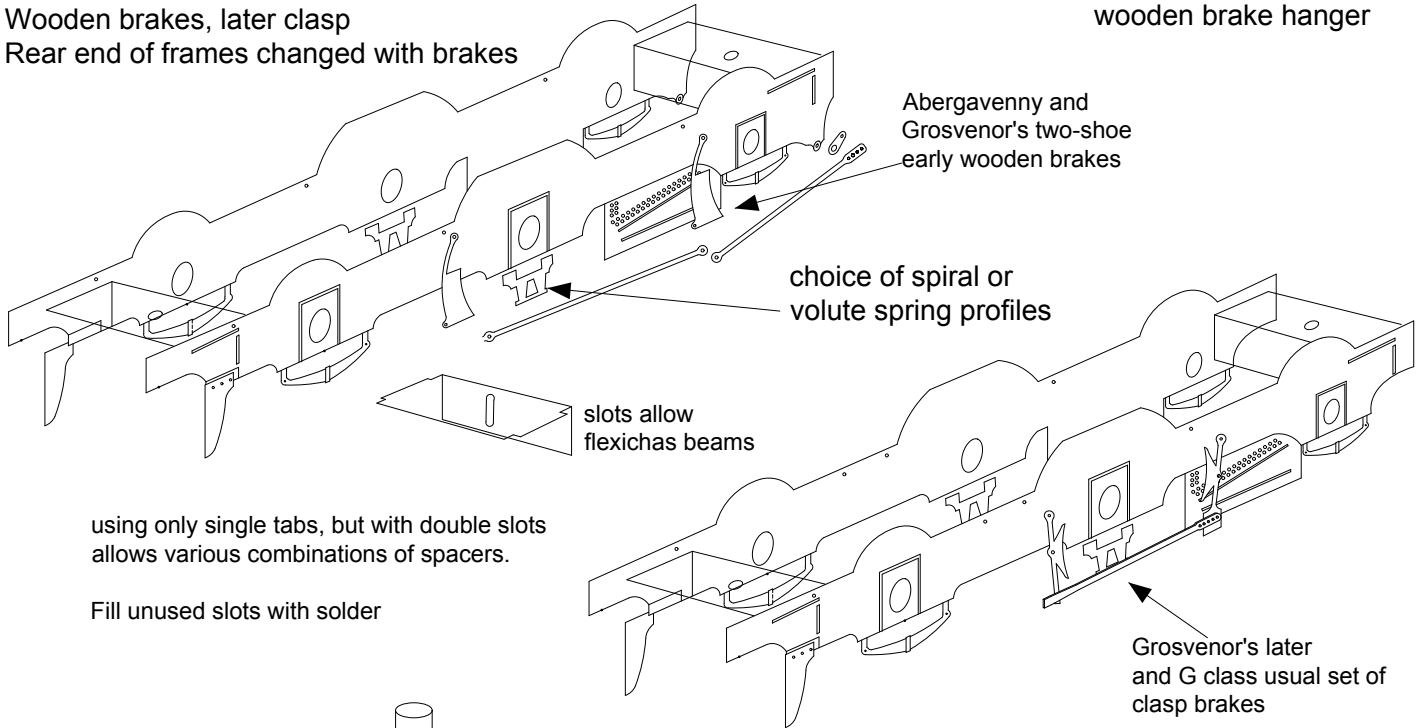
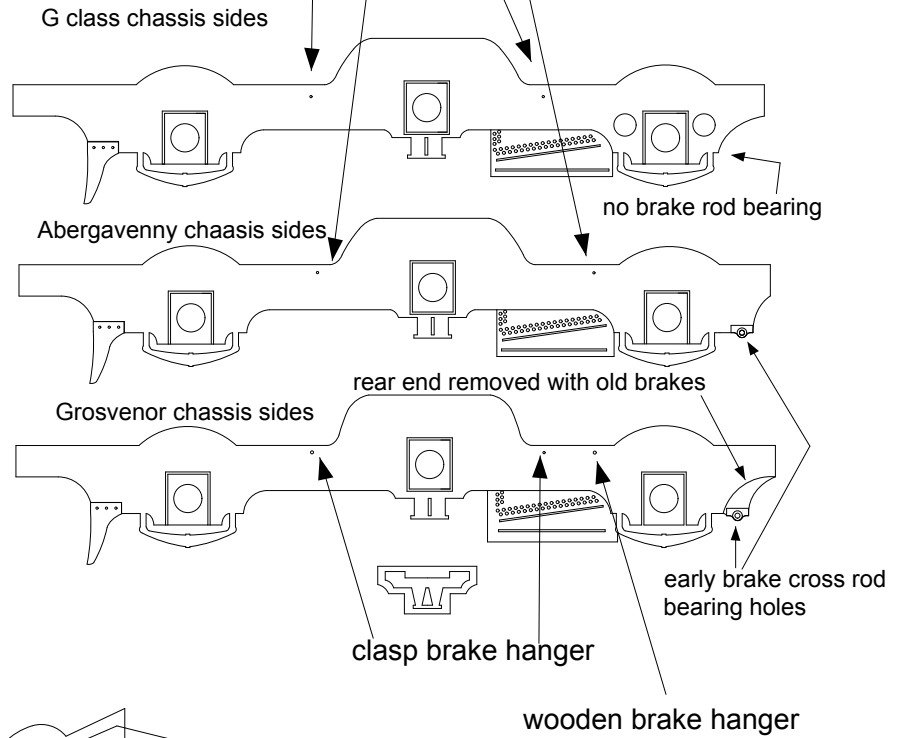
1. slightly longer wheelbase
2. holes in chassis nr rear axle
3. clasp brakes only
4. Boiler handrails changed under Billinton
5. Cresecent wheel balance weights later
6. Clacks behind driving wheels

Grosvenor:-

1. Boiler side clacks
2. Wooden brakes, later clasp
3. Rear end of frames changed with brakes

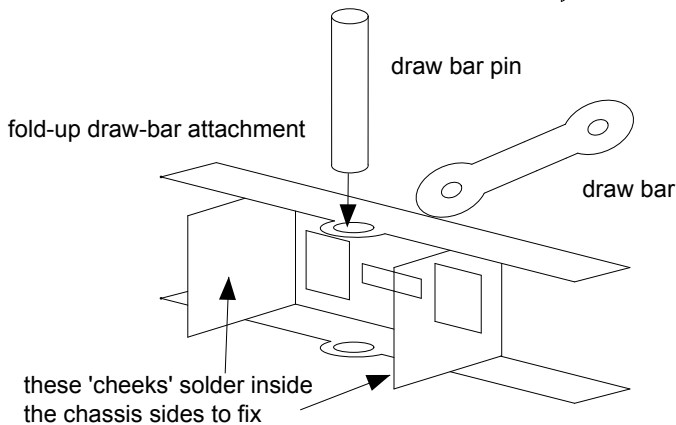
Brake mountings:

Wooden brakes require only front cross hangers
Clasp require holes on both sides

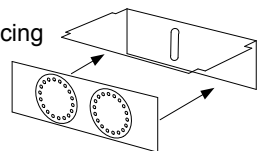


using only single tabs, but with double slots allows various combinations of spacers.

Fill unused slots with solder



cylinder front cover plate solderes on to front spacer forward-facing side



Choose OO, EM or P4 gauge fixture

